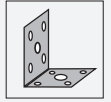




# Mounting aid Safety SLP-4-M

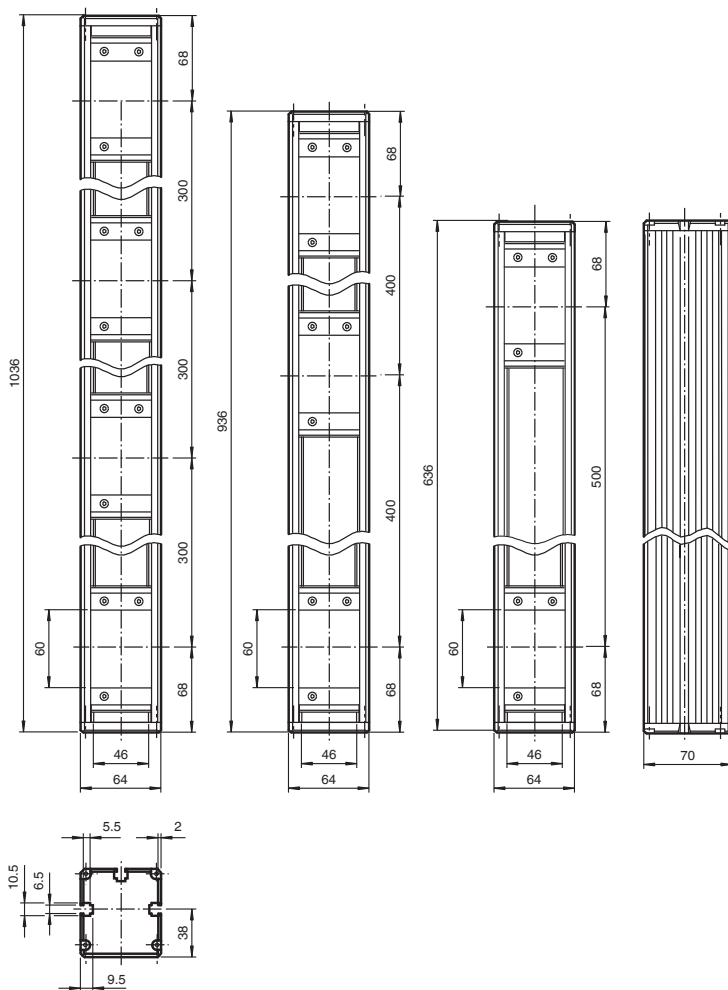


- Deflecting mirror for multi-sided protection safety layouts using SLP series safety light grids

Deviation mirror



## Dimensions



Release date: 2020-03-23 Date of issue: 2020-10-06 Filename: 420886\_eng.pdf

Refer to "General Notes Relating to Pepperl+Fuchs Product Information".

Pepperl+Fuchs Group  
www.pepperl-fuchs.com

USA: +1 330 486 0001  
fa-info@us.pepperl-fuchs.com

Germany: +49 621 776 1111  
fa-info@de.pepperl-fuchs.com


Singapore: +65 6779 9091  
fa-info@sg.pepperl-fuchs.com

**PEPPERL+FUCHS**

## Technical Data

|   |  |   |
|---|--|---|
| <b>General specifications</b>               |  |   |
| Number of beams                             |  | 4   |
| <b>Functional safety related parameters</b> |  |   |
| Category                                    |  | Cat. 4  |
| Mission Time (T <sub>M</sub> )              |  | 20 a  |
| <b>Approvals and certificates</b>           |  |   |
| CCC approval                                |  | CCC approval / marking not required for products rated ≤36 V  |
| <b>Ambient conditions</b>                   |  |   |
| Ambient temperature                         |  | -20 ... 60 °C (-4 ... 140 °F)                                 |
| Storage temperature                         |  | -25 ... 70 °C (-13 ... 158 °F)                                |
| <b>Mechanical specifications</b>            |  |   |
| Material                                    |  |   |
| Housing                                     |  | Extruded aluminum profile , powder coated , RAL 1021 (yellow) |
| <b>Suitable series</b>                      |  |   |
| Safety Series                               |  | SLP<br>SLPC<br>SLPCM  |

## Accessories

|   |                 |                                       |
|---|-----------------|---------------------------------------|
|  | <b>PG SLP-4</b> | Protective glass panes for SLP series |
|---|-----------------|---------------------------------------|

## Model number

| Order code | Number of Beams |
|------------|-----------------|
| SLP-2-M    | 2               |
| SLP-3-M    | 3               |
| SLP-4-M    | 4               |

## Application

### Application:

The mirror is set, such that the light beam from the emitter is deflected to the receiver. In the case of a deflection of the protective field through 90° the mirror is set at an angle of 45°.

When setting up the arrangement, care must be taken to ensure that all the components are aligned perpendicularly and at the same height. In order to provide a coarse alignment of the mirror, the mirror should be rotated such that the profile of the receiver can be seen in the mirror when viewed from the emitter towards the mirror.

This alignment procedure is simplified by using the laser alignment tool BA SLP.

Each mirror used reduces the range by about 15% max.

Care should therefore also be taken to ensure that the mirror surfaces are clean. Only non-abrasive cleaning agents and lint-free cloth should be used for this purpose.

Mounting sets are available for fixing purposes. Two such sets are required per mirror.

**Attention should be paid to the information provided in the operating instructions applicable to the emitter and receiver in use. When making a periodic inspection of the arrangement, the protective field should be broken both before and after reflection on the mirror!**